

VHS // VH6



Your advantages

Type	VHS / VH6
	<ul style="list-style-type: none"> • Lateral installation by male thread G$\frac{3}{4}$ or G$\frac{1}{2}$ • Easy alignment due to union nut • Brass or stainless steel • Versatile due to float options

Technical data

Switching function	Contact → opens with falling level → closes with rising level reversing possible
Activation point, related to middle axis (water, 20 °C)	-4...0 mm (elbow version different)
Hysteresis	Approx. 1...4 mm (elbow version different)
Pressure rating	PN 25
Minimum medium density	
PVDF-float	0.78 kg/dm ³
Stainless steel cylinder float	0.83 kg/dm ³
Temperature ranges	
Medium	-10...110 °C
Ambient	
→ VHS	-25...80 °C
→ VH6	-25...100 °C
→ VH6...X	-25...80 °C

Approvals



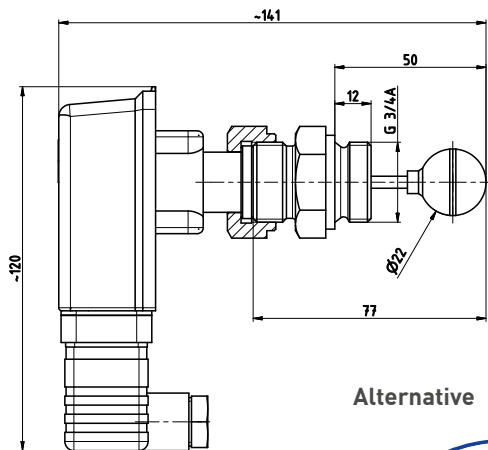
Electrical data

Electrical connection	
→ VHS	Plug connector DIN EN 175301-803-A incl. cable socket
→ VH6	1.5 m PVC jacket cable
Max. switching current	1 A
Max. switching voltage	230 VAC, 48 VDC
Max. rating	26 VA, 20 W
Degree of protection EN 60529	IP65
Protection class EN 60730-1	Class II

Options	
For type	See order code
VHS	→ Plug connector DIN EN 175301-803-A incl. cable socket with 2 LEDs for switching voltages 24 V...230 V AC / DC ±20 %, ambient temperature -20...70 °C → or 4-pin sensor plug M12 x 1
	→ For use in potentially explosive atmospheres (Version VH...X)

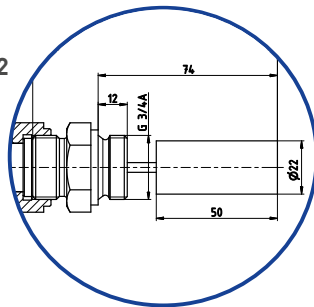
Versions for use in potentially explosive atmospheres VH...X level switches are intended for use in potentially explosive atmospheres with an ignition energy of > 60 µJ. These level switches have been ignition hazard assessed according to DIN EN 60079-11 and have no potential ignition sources. They are therefore not subject to the Directive 94/9/EC.

VHS00

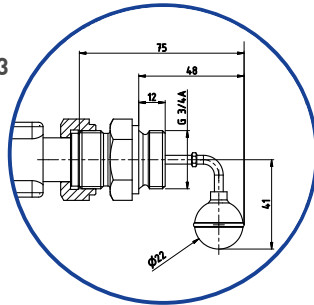


Alternative

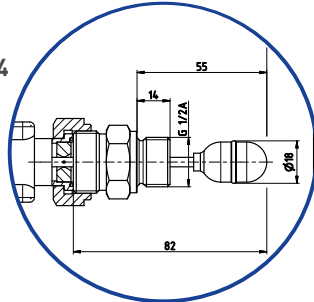
VHS02



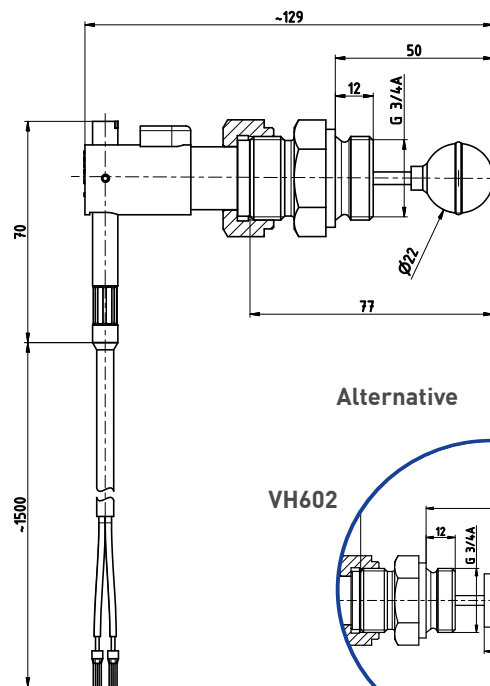
VHS03



VHS04

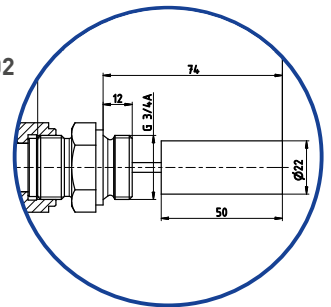


VH600

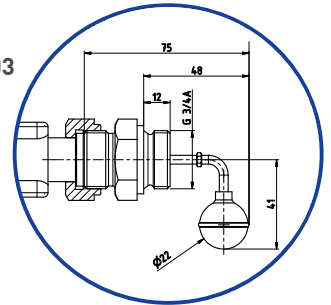


Alternative

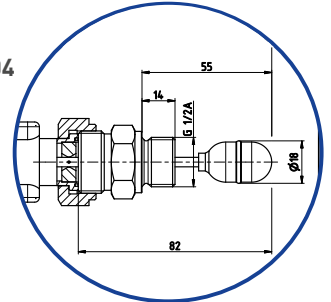
VH602



VH603



VH604



Materials in contact with fluid		
	Brass version	Stainless steel version
Body, Paddle	Brass CW614N	Stainless steel 1.4571
Process connection	Brass CW614N	Stainless steel 1.4571
Bushings → Standard → Type VH...X	PVDF Stainless steel 1.4571	
Axis	Stainless steel 1.4571	
Magnet	Hard ferrite	
Float → Ball float → Cylinder float	PVDF, Brass 2.0401 Stainless steel 1.4571	PVDF, Stainless steel A4 Stainless steel 1.4571
Sealing	NBR	

Order code								
Type								
VHS								
Plug connector incl. cable socket (standard)	VHS0		7					
Plug connector incl. cable socket with LED (option)	VHS0		9					
4-pin plug connector M12 x 1 (option)	VHS0		8					
VH6								
Connection cable (standard)	VH60		1					
Connection cable blue (only for VH6 with Ex option)	VH60		3					
Type of float								
Ball float PVDF	0M0					R3		
Cylinder float stainless steel	2M0					R3		
Ball float PVDF - elbow float bar	3M0					R3		
Cylinder float PVDF - G½	4M0					R2		
Material								
Brass		11			1			1
Stainless steel		31			3			3
Version								
Standard								()*
For use in potentially explosive atmospheres (option)								X
Example order number	VHS0	0M0	11	7	1	R3	1	

* No character

** Only available with connection cable blue or with plug connector incl. cable socket (standard)

BEST SELLER		Article number						
VHS0	Connector incl. cable socket, ball float PVDF, Brass, standard	VHS0	0M0	11	7	1	R3	1